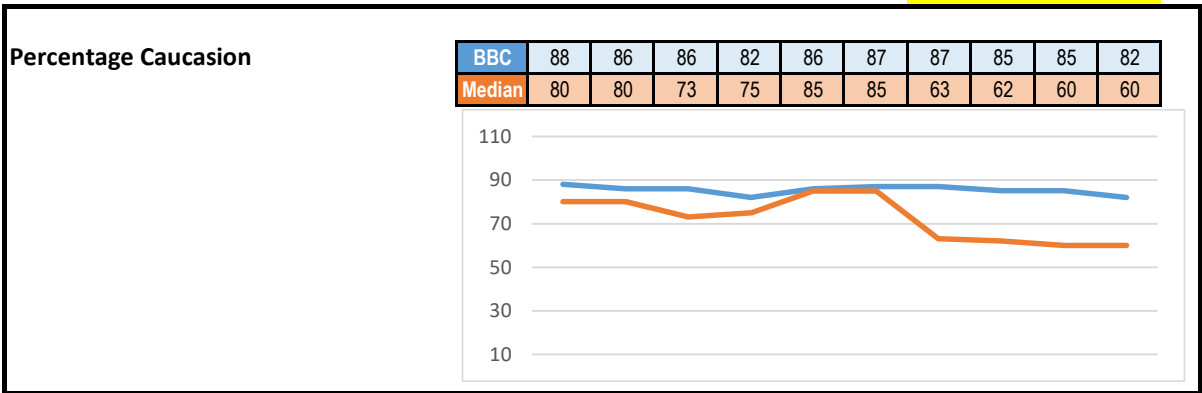


IPEDS DATA FEEDBACK

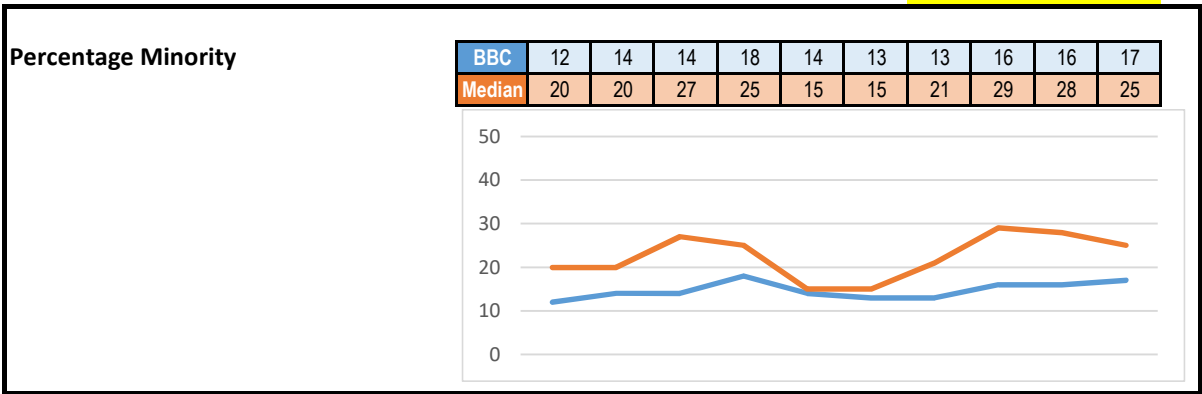
# Student Population: Minority and Women

Fall Enrollment Component: Percent of all students enrolled, by race/ethnicity, and percent of students who are women

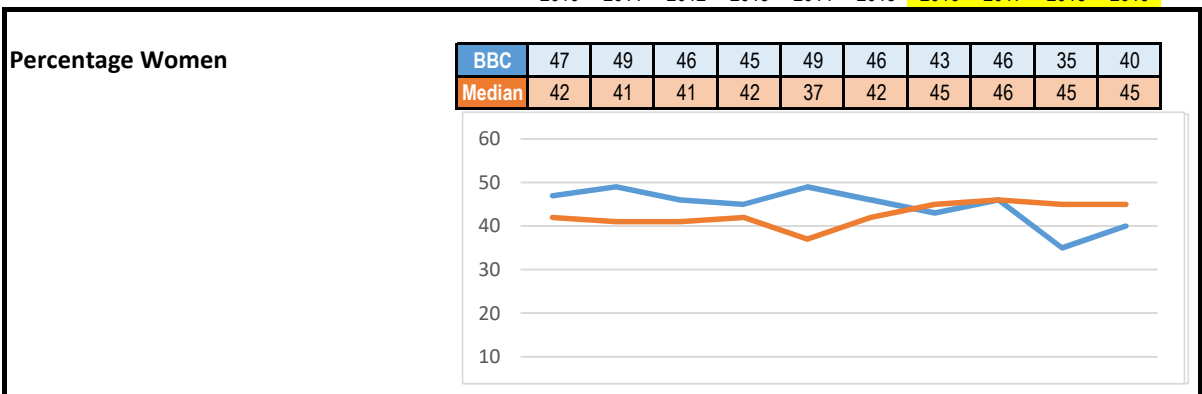
Report	Report	Report	Report	Report	Report	Report	Report	Report	Report	Report
2011	2012	2013	2014	2015	2016	2017	2018	2019	2020	
Fall	Fall	Fall	Fall	Fall	Fall	Fall	Fall	Fall	Fall	
2010	2011	2012	2013	2014	2015	2016	2017	2018	2019	



Fall	Fall	Fall	Fall	Fall	Fall	Fall	Fall	Fall	Fall
2010	2011	2012	2013	2014	2015	2016	2017	2018	2019



Fall	Fall	Fall	Fall	Fall	Fall	Fall	Fall	Fall	Fall
2010	2011	2012	2013	2014	2015	2016	2017	2018	2019



Comparison group is a cohort of faith-based institutions created by the IPEDS Data Feedback system. In 2017 we pared it to 35 Christian institutions (90% accredited the Association for Biblical Higher Education).