

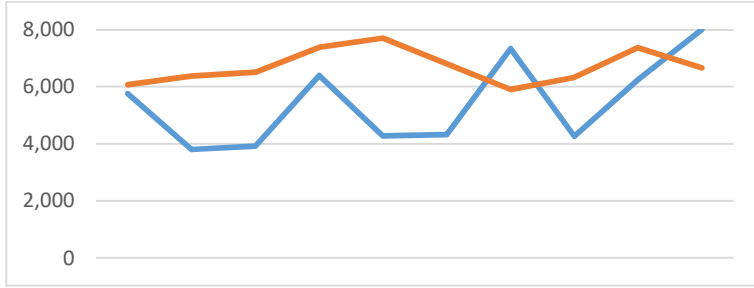
IPEDS DATA FEEDBACK

Average Aid Amount Awarded to All Undergrads

| Academic Year | Report 2011 2009-10 | Report 2012 2010-11 | Report 2013 2011-12 | Report 2014 2012-13 | Report 2015 2013-14 | Report 2016 2014-15 | Report 2017 2015-16 | Report 2018 2016-17 | Report 2019 2017-18 | Report 2020 2018-19 |
|---------------|------------------------|------------------------|------------------------|------------------------|------------------------|------------------------|------------------------|------------------------|------------------------|------------------------|
|---------------|------------------------|------------------------|------------------------|------------------------|------------------------|------------------------|------------------------|------------------------|------------------------|------------------------|

Any Grant Aid

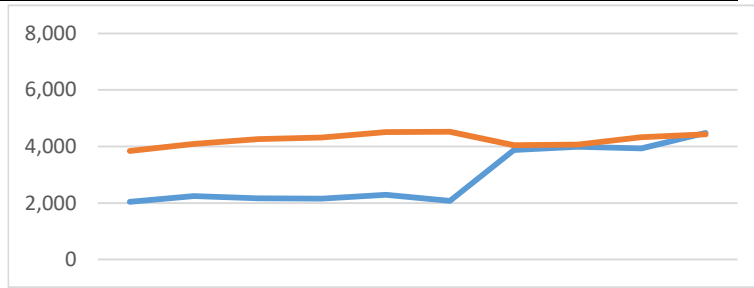
| BBC | 5,760 | 3,803 | 3,919 | 6,400 | 4,272 | 4,321 | 7,336 | 4,270 | 6,258 | 8,006 |
|--------|-------|-------|-------|-------|-------|-------|-------|-------|-------|-------|
| Median | 6,078 | 6,372 | 6,510 | 7,386 | 7,710 | 6,808 | 5,907 | 6,333 | 7,372 | 6,669 |



| Academic Year | 2009-10 | 2010-11 | 2011-12 | 2012-13 | 2013-14 | 2014-15 | 2015-16 | 2016-17 | 2017-18 | 2018-19 |
|---------------|---------|---------|---------|---------|---------|---------|---------|---------|---------|---------|
|---------------|---------|---------|---------|---------|---------|---------|---------|---------|---------|---------|

Pell Grants

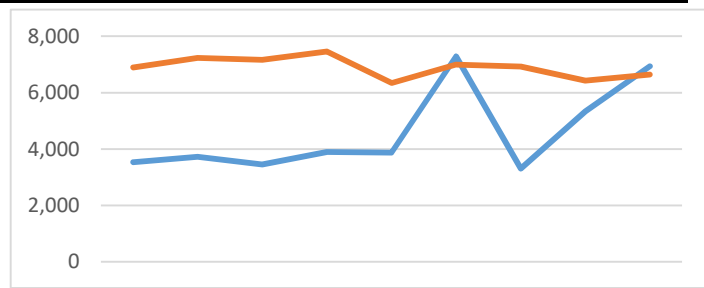
| BBC | 2,042 | 2,244 | 2,171 | 2,151 | 2,285 | 2,075 | 3,879 | 3,985 | 3,935 | 4,477 |
|--------|-------|-------|-------|-------|-------|-------|-------|-------|-------|-------|
| Median | 3,842 | 4,089 | 4,254 | 4,317 | 4,514 | 4,521 | 4,041 | 4,064 | 4,331 | 4,429 |



| Academic Year | 2009-10 | 2010-11 | 2011-12 | 2012-13 | 2013-14 | 2014-15 | 2015-16 | 2016-17 | 2017-18 | 2018-19 |
|---------------|---------|---------|---------|---------|---------|---------|---------|---------|---------|---------|
|---------------|---------|---------|---------|---------|---------|---------|---------|---------|---------|---------|

Federal Loans

| BBC | 7,011 | 3,530 | 3,721 | 3,448 | 3,894 | 3,866 | 7,284 | 3,302 | 5,332 | 6,936 |
|--------|-------|-------|-------|-------|-------|-------|-------|-------|-------|-------|
| Median | 6,603 | 6,892 | 7,228 | 7,161 | 7,462 | 6,344 | 6,993 | 6,930 | 6,424 | 6,639 |



Comparison group is a list of faith-based institutions created by the IPEDS Data Feedback system. In 2017 we pared it to 35 Christian institutions (90% accredited the Association for Biblical Higher Education).